



Self-propelled telescopic boom lifts

GTBZ40S / GTBZ42S / GTBZ43S (ultra boom)

Self-propelled telescopic boom lifts

GTBZ40S / GTBZ42S / GTBZ43S (ultra boom)




























STANDARD EQUIPMENT

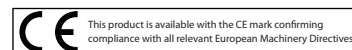
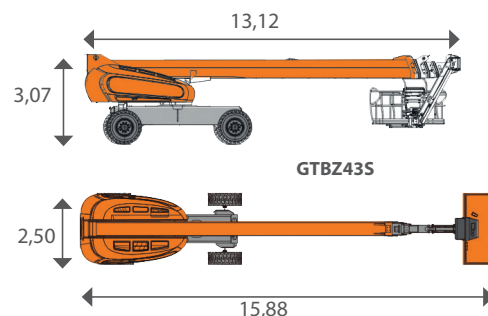
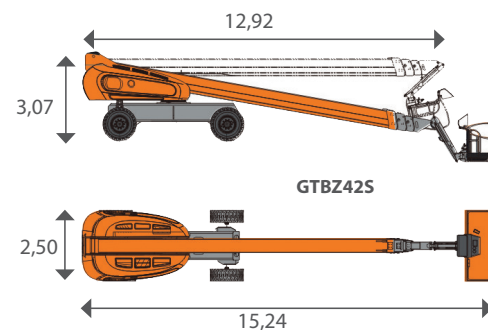
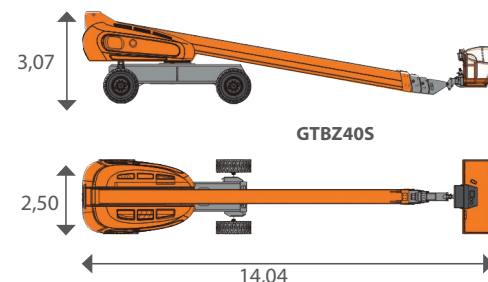
- Can Bus Technology
- Proportional controls
- Safety electric pump
- Horn
- Hour meter
- Overload sensor with alarm
- Tilt sensor
- 360° continuous turntable rotation
- Self-leveling platform
- Onboard diagnostic system
- Hydraulic platform rotation
- Anti-restart engine protection
- The glow plugs for cold starting
- Extendable axles
- Oscillating axle
- 4WD
- 4WS
- European III emission engine
- Deadman
- Hydraulic oil cooler
- Rough terrain foam-filled tyres
- Flashing beacon
- All motion alarm

OPTIONS

- Hydraulic generator
- Hydraulic welder
- Hydraulic compressor
- Hydraulic water pump
- AC power to platform
- Platform work lights

SPECIFICATIONS

	GTBZ40S	GTBZ42S	GTBZ43S
 S.W.L. (unrestricted/restricted)	340/450 kg	230/450 kg	230/450 kg
 Max. occupants	2	2	2
 Max. working height (unrestricted/restricted)	40/37 m	42/39 m	43/40 m
 Max. platform height (unrestricted/restricted)	38/35 m	40/37 m	41/38 m
 Max. horizontal reach (unrestricted/restricted)	23/20 m	24/21 m	24/21 m
 Turntable tailswing (unrestricted/restricted)	1,95/1,3 m	1,95/1,3 m	1,95/1,3 m
 Under ground reach	1,1 m	3,00 m	3,00 m
 Overall length (stowed/transport position)	14,04/- m	15,24/12,95 m	15,88/13,12 m
 Overall width (axle retracted/extended)	2,5/3,8 m	2,5/3,8 m	2,5/3,8 m
 Overall height	3,07 m	3,07 m	3,07 m
 Platform size	2,4 x 0,9 m	2,4 x 0,9 m	2,4 x 0,9 m
 Ground clearance	0,32 m	0,32 m	0,32 m
 Wheel base	3,8 m	3,8 m	3,8 m
 Turning radius axle retracted (inside/outside)	4,18/5,15 m	4,18/5,15 m	4,18/5,15 m
 Turning radius axle extended (inside/outside)	2,37/3,78 m	2,37/3,78 m	2,37/3,78 m
 Turret rotation	360° continuous	360° continuous	360° continuous
 Platform rotation	+ / - 90°	+ / - 90°	+ / - 90°
 Jib movement	/	+70°/-60°	+70°/-60°
 Engine Perkins 404D-22T	62kw/22600rpm	62kw/22600rpm	62kw/22600rpm
 Fuel	Fuel	Fuel	Fuel
 Travel speed stowed	5,1 km/h	5,1 km/h	5,1 km/h
 Travel speed working	<=1,1 km/h	<=1,1 km/h	<=1,1 km/h
 Gradeability	40 %	40 %	40 %
 Maximum slope	5°	5°	5°
 Hydraulic tank / fuel tank	280/150 L	280/150 L	280/150 L
 Tyre	445/65-22,5	445/65-22,5	445/65-22,5
 Weight	17000 kg	21500 kg	21250 kg



www.dingli.eu

INSTANT

Norway
Tel.: +47 23 19 11 00
info@instant.no

Lithuania
Tel.: +370 5 233 1096
info@instant.lt

Latvia
Tel.: +371 263 58 152
info@instantlatvija.lv

Estonia
Tel.: +372 680 76 33
info@instanteesti.ee